

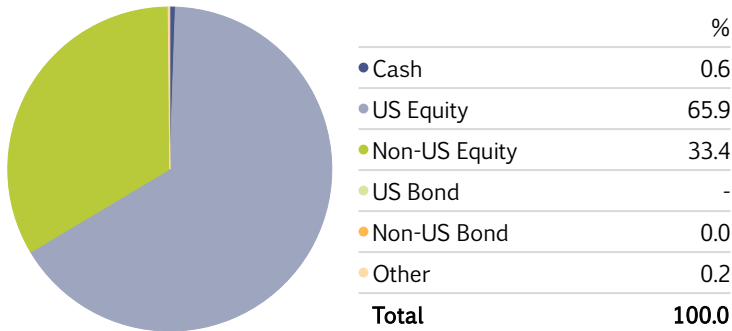
# IFA Socially Responsible Index Portfolio 100

Portfolio Date: 12/31/2018

## Holding Composition

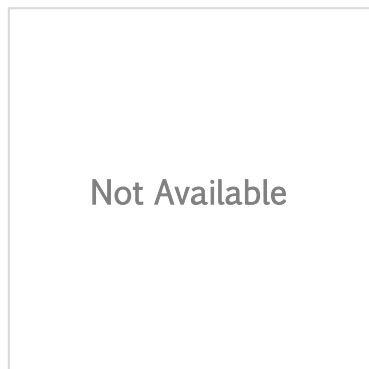
### IFA Socially Responsible Index Portfolio 100 - Asset Allocation (%)

Portfolio Date: 12/31/2018



### Equity Style

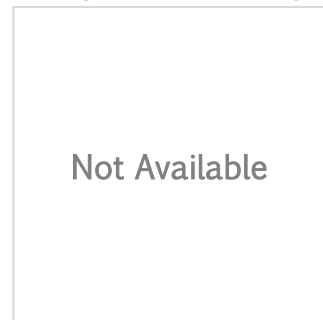
Portfolio Date:



### Fixed-Income Style

Portfolio Date: 12/31/2018

#### Morningstar Fixed Income Style Box™



#### Fixed-Income Stats

Average Eff Duration	-
Average Eff Maturity	-
Average Coupon	-
Average Price	-

### IFA Socially Responsible Index Portfolio 100 - Equity Sectors

Portfolio Date: 12/31/2018

Equity Econ Sector Basic Materials %	6.69
Equity Econ Sector Consumer Cyclical %	13.26
Equity Econ Sector Financial Services %	18.30
Equity Econ Sector Real Estate %	10.64
Equity Econ Sector Consumer Defensive %	5.39
Equity Econ Sector Healthcare %	4.48
Equity Econ Sector Utilities %	2.37
Equity Econ Sector Communication Services %	4.53
Equity Econ Sector Energy %	5.98
Equity Econ Sector Industrials %	12.74
Equity Econ Sector Technology %	15.61

### World Regions

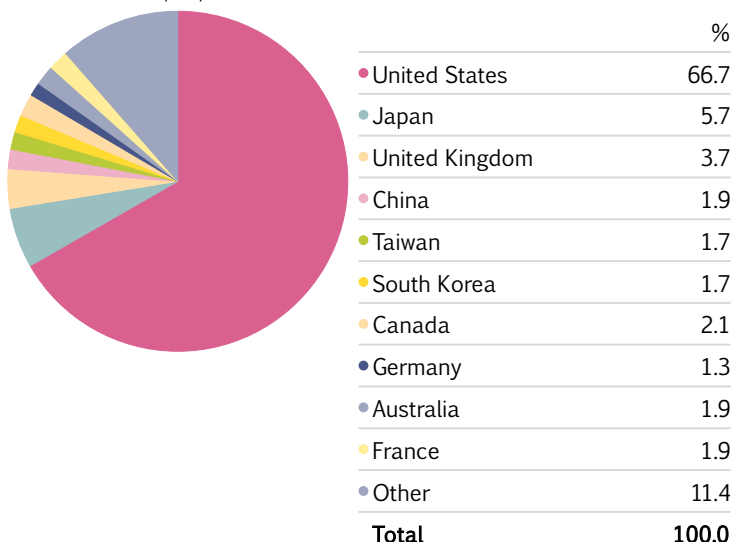
Equity Region North America %	68.88
Equity Region Latin America %	1.57
Equity Region Europe dev %	7.78
Equity Region United Kingdom %	3.74
Equity Region Africa/Middle East %	1.00
Equity Region Europe emrg %	0.53
Equity Region Asia dev %	4.67
Equity Region Asia emrg %	4.05
Equity Region Japan %	5.72
Equity Region Australasia %	2.05
Equity Region Not Classified %	0.00

### Market Maturity

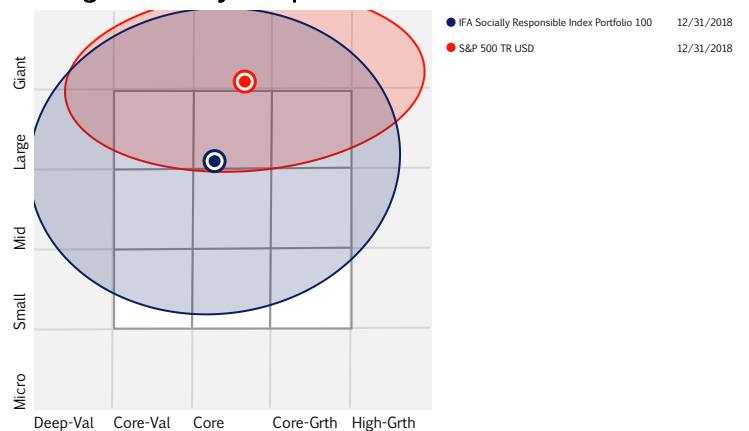
Equity Region Developed %	93.09
Equity Region Emerging %	6.91
Equity Region Not Classified %	0.00

### Equity Country Exposure

Portfolio Date: 12/31/2018



### Holdings-Based Style Map



## IFA Socially Responsible Index Portfolio 100 - Holding Intersection

Portfolio Date: 12/31/2018 Top 40 holdings: 17.16% Other: 82.84%

	Portfolio Weighting %	Ticker	Position Market Value (mil)	Sector	Holding Portfolio Date
Apple Inc	1.57	AAPL	0.00	Technology	12/31/2018
Microsoft Corp	1.19	MSFT	0.00	Technology	12/31/2018
Amazon.com Inc	0.97	AMZN	0.00	Consumer Cyclical	12/31/2018
JPMorgan Chase & Co	0.83	JPM	0.00	Financial Services	12/31/2018
Intel Corp	0.66	INTC	0.00	Technology	12/31/2018
Exxon Mobil Corp	0.65	XOM	0.00	Energy	12/31/2018
AT&T Inc	0.64	T	0.00	Communication Services	12/31/2018
Verizon Communications Ir	0.62	VZ	0.00	Communication Services	12/31/2018
Comcast Corp Class A	0.57	CMCSA	0.00	Communication Services	12/31/2018
Berkshire Hathaway Inc B	0.56	BRK.B	0.00	Financial Services	12/31/2018
Wells Fargo & Co	0.54	WFC	0.00	Financial Services	12/31/2018
American Tower Corp	0.48	AMT	0.00	Communication Services	12/31/2018
Facebook Inc A	0.45	FB	0.00	Technology	12/31/2018
Cisco Systems Inc	0.43	CSCO	0.00	Technology	12/31/2018
Bank of America Corporati	0.41	BAC	0.00	Financial Services	12/31/2018
Walt Disney Co	0.39	DIS	0.00	Consumer Cyclical	12/31/2018
Simon Property Group Inc	0.38	SPG	0.00	Real Estate	12/31/2018
Walmart Inc	0.34	WMT	0.00	Consumer Defensive	12/31/2018
Visa Inc Class A	0.32	V	0.00	Financial Services	12/31/2018
Crown Castle International	0.31	CCI	0.00	Real Estate	12/31/2018
Alphabet Inc Class C	0.31	GOOG	0.00	Technology	12/31/2018
Alphabet Inc A	0.30	GOOGL	0.00	Technology	12/31/2018
Chevron Corp	0.28	CVX	0.00	Energy	12/31/2018
Prologis Inc	0.28	PLD	0.00	Real Estate	12/31/2018
Samsung Electronics Co Lt	0.28	005930	0.00	Technology	12/31/2018
The Home Depot Inc	0.28	HD	0.00	Consumer Cyclical	12/31/2018
Coca-Cola Co	0.27	KO	0.00	Consumer Defensive	12/31/2018
Mastercard Inc A	0.25	MA	0.00	Financial Services	12/31/2018
Citigroup Inc	0.25	C	0.00	Financial Services	12/31/2018
Broadcom Inc	0.23	AVGO	0.00	Technology	12/31/2018
Oracle Corp	0.23	ORCL	0.00	Technology	12/31/2018
United Technologies Corp	0.23	UTX	0.00	Industrials	12/31/2018
PepsiCo Inc	0.22	PEP	0.00	Consumer Defensive	12/31/2018
Public Storage	0.22	PSA	0.00	Real Estate	12/31/2018
DowDuPont Inc	0.21	DWDP	0.00	Basic Materials	12/31/2018
CVS Health Corp	0.21	CVS	0.00	Healthcare	12/31/2018
Union Pacific Corp	0.20	UNP	0.00	Industrials	12/31/2018
International Business Mac	0.20	IBM	0.00	Technology	12/31/2018
Equinix Inc	0.20	EQIX	0.00	Real Estate	12/31/2018
Marathon Petroleum Corp	0.20	MPC	0.00	Energy	12/31/2018