

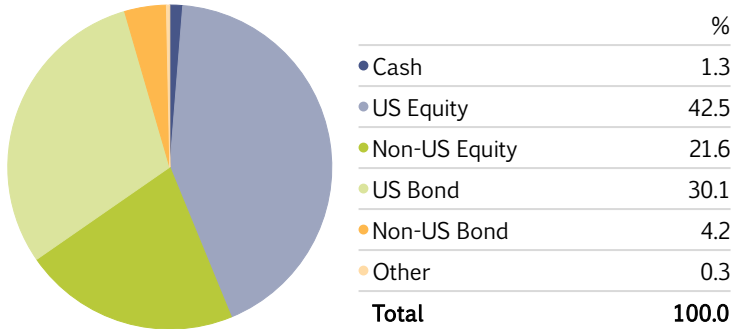
IFA Socially Responsible Index Portfolio 65

Portfolio Date: 12/31/2018

Holding Composition

IFA Socially Responsible Index Portfolio 65 - Asset Allocation (U

Portfolio Date: 12/31/2018



Equity Style

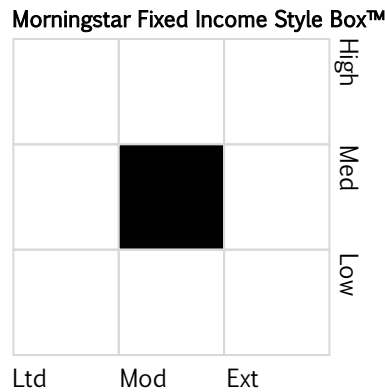
Portfolio Date: 12/31/2018



Market Cap	%
Market Cap Giant	24.6
Market Cap Large	25.3
Market Cap Mid	31.8
Market Cap Small	15.5
Market Cap Micro	2.7

Fixed-Income Style

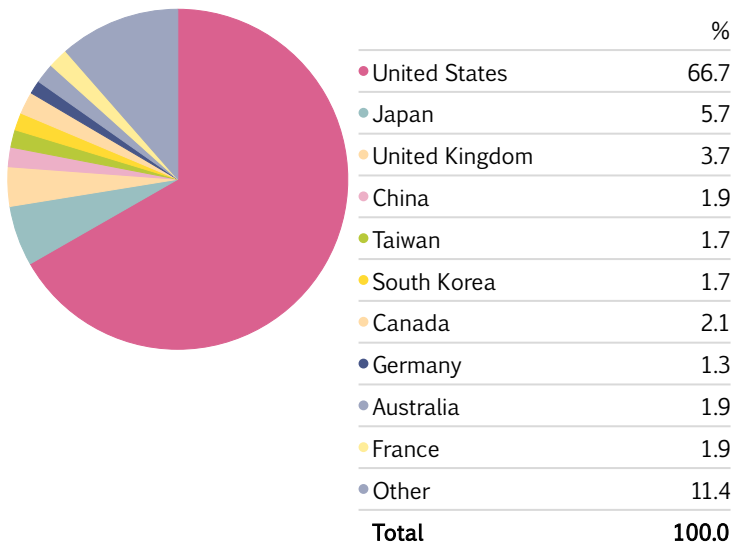
Portfolio Date: 12/31/2018



Fixed-Income Stats	
Average Eff Duration	6.0
Average Eff Maturity	7.0
Average Coupon	3.6
Average Price	-

Equity Country Exposure

Portfolio Date: 12/31/2018



IFA Socially Responsible Index Portfolio 65 - Equity Sectors

Portfolio Date: 12/31/2018

Equity Econ Sector Basic Materials %	6.69
Equity Econ Sector Consumer Cyclical %	13.26
Equity Econ Sector Financial Services %	18.30
Equity Econ Sector Real Estate %	10.64
Equity Econ Sector Consumer Defensive %	5.39
Equity Econ Sector Healthcare %	4.48
Equity Econ Sector Utilities %	2.37
Equity Econ Sector Communication Services %	4.53
Equity Econ Sector Energy %	5.98
Equity Econ Sector Industrials %	12.74
Equity Econ Sector Technology %	15.61

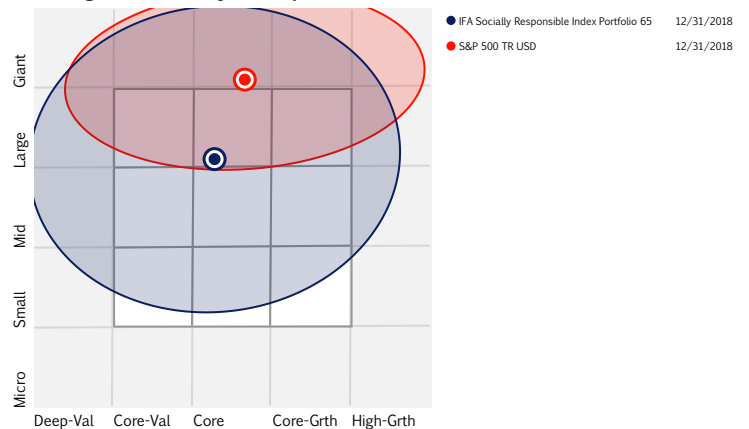
World Regions

Equity Region North America %	68.88
Equity Region Latin America %	1.57
Equity Region Europe dev %	7.78
Equity Region United Kingdom %	3.74
Equity Region Africa/Middle East %	1.00
Equity Region Europe emrg %	0.53
Equity Region Asia dev %	4.67
Equity Region Asia emrg %	4.05
Equity Region Japan %	5.72
Equity Region Australasia %	2.05
Equity Region Not Classified %	0.00

Market Maturity

Equity Region Developed %	93.09
Equity Region Emerging %	6.91
Equity Region Not Classified %	0.00

Holdings-Based Style Map



IFA Socially Responsible Index Portfolio 65 - Holding Intersection

Portfolio Date: 12/31/2018 Top 40 holdings: 16.40% Other: 83.60%

	Portfolio Weighting %	Ticker	Position Market Value (mil)	Sector	Holding Portfolio Date
Apple Inc	1.02	AAPL	0.00	Technology	12/31/2018
Microsoft Corp	0.78	MSFT	0.00	Technology	12/31/2018
Amazon.com Inc	0.63	AMZN	0.00	Consumer Cyclical	12/31/2018
United States Treasury Not	0.56	—	0.00	—	12/31/2018
Federal National Mortgage	0.55	—	0.00	—	12/31/2018
JPMorgan Chase & Co	0.54	JPM	0.00	Financial Services	12/31/2018
Federal National Mortgage	0.52	—	0.00	—	12/31/2018
United States Treasury Bor	0.52	—	0.00	—	12/31/2018
United States Treasury Bor	0.48	—	0.00	—	12/31/2018
United States Treasury Not	0.44	—	0.00	—	12/31/2018
Intel Corp	0.43	INTC	0.00	Technology	12/31/2018
Federal National Mortgage	0.43	—	0.00	—	12/31/2018
United States Treasury Not	0.42	—	0.00	—	12/31/2018
Exxon Mobil Corp	0.42	XOM	0.00	Energy	12/31/2018
AT&T Inc	0.42	T	0.00	Communication Services	12/31/2018
Federal Home Loan Banks	0.41	—	0.00	—	12/31/2018
Federal National Mortgage	0.40	—	0.00	—	12/31/2018
United States Treasury Not	0.40	—	0.00	—	12/31/2018
Verizon Communications Ir	0.40	VZ	0.00	Communication Services	12/31/2018
Federal Home Loan Banks	0.38	—	0.00	—	12/31/2018
Comcast Corp Class A	0.37	CMCSA	0.00	Communication Services	12/31/2018
Berkshire Hathaway Inc B	0.36	BRK.B	0.00	Financial Services	12/31/2018
United States Treasury Not	0.36	—	0.00	—	12/31/2018
United States Treasury Not	0.36	—	0.00	—	12/31/2018
Wells Fargo & Co	0.35	WFC	0.00	Financial Services	12/31/2018
United States Treasury Not	0.35	—	0.00	—	12/31/2018
United States Treasury Not	0.33	—	0.00	—	12/31/2018
United States Treasury Not	0.32	—	0.00	—	12/31/2018
American Tower Corp	0.31	AMT	0.00	Communication Services	12/31/2018
Berkshire Hathaway Inc. 3.	0.30	—	0.00	—	12/31/2018
Federal National Mortgage	0.30	—	0.00	—	12/31/2018
Tennessee Valley Authority	0.30	—	0.00	—	12/31/2018
United States Treasury Not	0.30	—	0.00	—	12/31/2018
Facebook Inc A	0.29	FB	0.00	Technology	12/31/2018
United States Treasury Not	0.29	—	0.00	—	12/31/2018
Oracle Corporation 2.95%	0.28	—	0.00	—	12/31/2018
Cisco Systems Inc	0.28	CSCO	0.00	Technology	12/31/2018
United States Treasury Bor	0.27	—	0.00	—	12/31/2018
Bank of America Corporati	0.27	BAC	0.00	Financial Services	12/31/2018
Federal National Mortgage	0.27	—	0.00	—	12/31/2018

Source: Morningstar Direct