


IFA Socially Responsible Index Portfolio 70

Portfolio Date: 12/31/2018

Holding Composition

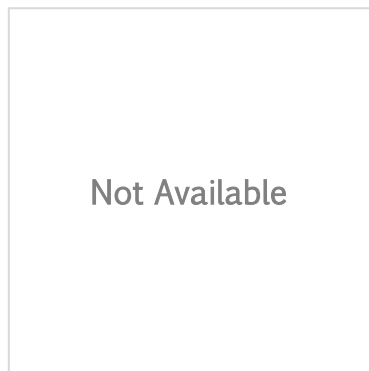
IFA Socially Responsible Index Portfolio 70 - Asset Allocation (U

Portfolio Date: 12/31/2018



Equity Style

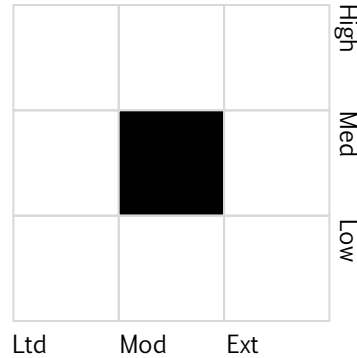
Portfolio Date:



Fixed-Income Style

Portfolio Date: 12/31/2018

Morningstar Fixed Income Style Box™



Fixed-Income Stats

Average Eff Duration	6.0
Average Eff Maturity	7.0
Average Coupon	3.6
Average Price	-

World Regions

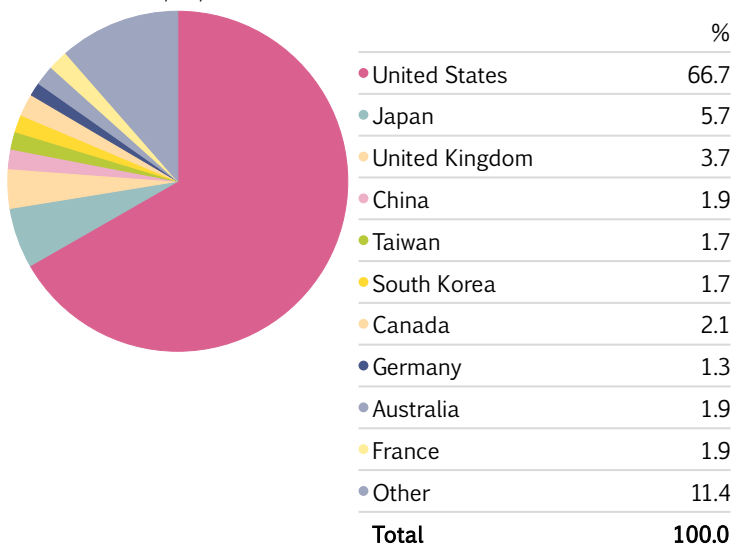
Equity Region North America %	68.88
Equity Region Latin America %	1.57
Equity Region Europe dev %	7.78
Equity Region United Kingdom %	3.74
Equity Region Africa/Middle East %	1.00
Equity Region Europe emrg %	0.53
Equity Region Asia dev %	4.67
Equity Region Asia emrg %	4.05
Equity Region Japan %	5.72
Equity Region Australasia %	2.05
Equity Region Not Classified %	0.00

Market Maturity

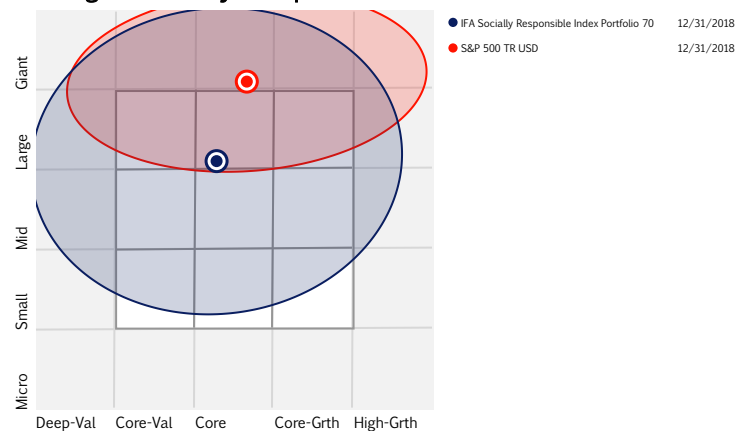
Equity Region Developed %	93.09
Equity Region Emerging %	6.91
Equity Region Not Classified %	0.00

Equity Country Exposure

Portfolio Date: 12/31/2018



Holdings-Based Style Map



IFA Socially Responsible Index Portfolio 70 - Holding Intersection

Portfolio Date: 12/31/2018 Top 40 holdings: 15.64% Other: 84.36%

	Portfolio Weighting %	Ticker	Position Market Value (mil)	Sector	Holding Portfolio Date
Apple Inc	1.10	AAPL	0.00	Technology	12/31/2018
Microsoft Corp	0.84	MSFT	0.00	Technology	12/31/2018
Amazon.com Inc	0.68	AMZN	0.00	Consumer Cyclical	12/31/2018
JPMorgan Chase & Co	0.58	JPM	0.00	Financial Services	12/31/2018
United States Treasury Not	0.48	—	0.00	—	12/31/2018
Federal National Mortgage	0.47	—	0.00	—	12/31/2018
Intel Corp	0.46	INTC	0.00	Technology	12/31/2018
Exxon Mobil Corp	0.45	XOM	0.00	Energy	12/31/2018
AT&T Inc	0.45	T	0.00	Communication Services	12/31/2018
Federal National Mortgage	0.45	—	0.00	—	12/31/2018
United States Treasury Bor	0.44	—	0.00	—	12/31/2018
Verizon Communications Ir	0.43	VZ	0.00	Communication Services	12/31/2018
United States Treasury Bor	0.41	—	0.00	—	12/31/2018
Comcast Corp Class A	0.40	CMCSA	0.00	Communication Services	12/31/2018
Berkshire Hathaway Inc B	0.39	BRK.B	0.00	Financial Services	12/31/2018
Wells Fargo & Co	0.38	WFC	0.00	Financial Services	12/31/2018
United States Treasury Not	0.38	—	0.00	—	12/31/2018
Federal National Mortgage	0.37	—	0.00	—	12/31/2018
United States Treasury Not	0.36	—	0.00	—	12/31/2018
Federal Home Loan Banks	0.35	—	0.00	—	12/31/2018
Federal National Mortgage	0.35	—	0.00	—	12/31/2018
United States Treasury Not	0.34	—	0.00	—	12/31/2018
American Tower Corp	0.34	AMT	0.00	Communication Services	12/31/2018
Federal Home Loan Banks	0.33	—	0.00	—	12/31/2018
Facebook Inc A	0.32	FB	0.00	Technology	12/31/2018
United States Treasury Not	0.31	—	0.00	—	12/31/2018
United States Treasury Not	0.31	—	0.00	—	12/31/2018
United States Treasury Not	0.30	—	0.00	—	12/31/2018
Cisco Systems Inc	0.30	CSCO	0.00	Technology	12/31/2018
Bank of America Corporati	0.29	BAC	0.00	Financial Services	12/31/2018
United States Treasury Not	0.28	—	0.00	—	12/31/2018
United States Treasury Not	0.28	—	0.00	—	12/31/2018
Walt Disney Co	0.27	DIS	0.00	Consumer Cyclical	12/31/2018
Simon Property Group Inc	0.27	SPG	0.00	Real Estate	12/31/2018
Berkshire Hathaway Inc. 3.	0.26	—	0.00	—	12/31/2018
Federal National Mortgage	0.26	—	0.00	—	12/31/2018
Tennessee Valley Authority	0.26	—	0.00	—	12/31/2018
United States Treasury Not	0.25	—	0.00	—	12/31/2018
United States Treasury Not	0.25	—	0.00	—	12/31/2018
Oracle Corporation 2.95%	0.24	—	0.00	—	12/31/2018