

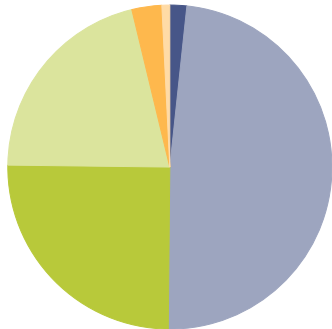
IFA Socially Responsible Index Portfolio 75

Portfolio Date: 3/31/2018

Holding Composition

IFA Socially Responsible Index Portfolio 75 - Asset Allocation (U

Portfolio Date: 3/31/2018



	%
Cash	1.7
US Equity	48.5
Non-US Equity	25.0
US Bond	21.0
Non-US Bond	3.0
Other	0.8
Total	100.0

Equity Style

Portfolio Date: 3/31/2018

	Value	Blend	Growth	
Large	19.0	18.4	12.8	Large Mid Small
Mid	11.7	12.2	8.3	
Small	7.0	6.3	4.4	
	Value	Blend	Growth	

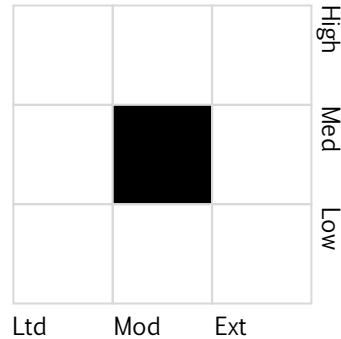
Market Cap

Market Cap	%
Market Cap Giant	24.6
Market Cap Large	25.4
Market Cap Mid	32.3
Market Cap Small	14.9
Market Cap Micro	2.8

Fixed-Income Style

Portfolio Date: 3/31/2018

Morningstar Fixed Income Style Box™

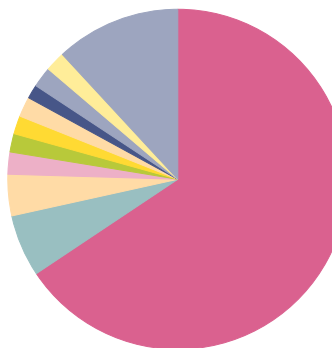


Fixed-Income Stats

Average Eff Duration	6.0
Average Eff Maturity	6.9
Average Coupon	3.3
Average Price	-
Average Credit Quality	A

Equity Country Exposure

Portfolio Date: 3/31/2018



	%
United States	65.6
Japan	5.9
United Kingdom	3.9
China	2.1
Taiwan	1.7
South Korea	1.7
Canada	1.9
Germany	1.3
Australia	2.0
France	1.9
Other	11.9
Total	100.0

IFA Socially Responsible Index Portfolio 75 - Equity Sectors

Portfolio Date: 3/31/2018

Equity Econ Sector Basic Materials %	7.18
Equity Econ Sector Consumer Cyclical %	13.52
Equity Econ Sector Financial Services %	18.85
Equity Econ Sector Real Estate %	10.56
Equity Econ Sector Consumer Defensive %	5.33
Equity Econ Sector Healthcare %	4.79
Equity Econ Sector Utilities %	2.11
Equity Econ Sector Communication Services %	4.04
Equity Econ Sector Energy %	5.83
Equity Econ Sector Industrials %	12.57
Equity Econ Sector Technology %	15.22

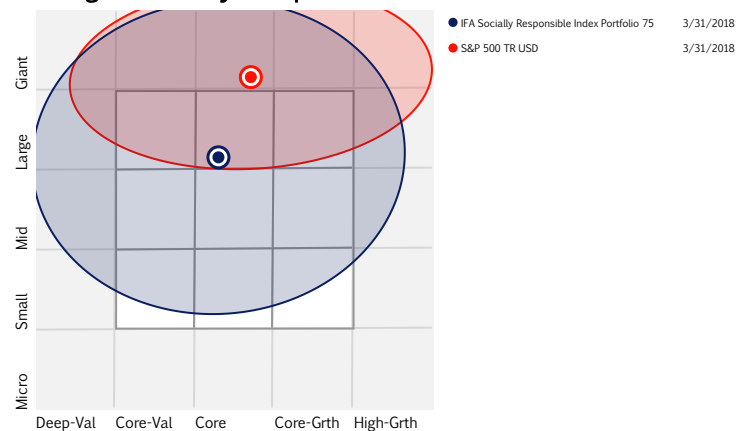
World Regions

Equity Region North America %	67.58
Equity Region Latin America %	1.54
Equity Region Europe dev %	8.05
Equity Region United Kingdom %	3.94
Equity Region Africa/Middle East %	1.12
Equity Region Europe emrg %	0.55
Equity Region Asia dev %	4.83
Equity Region Asia emrg %	4.42
Equity Region Japan %	5.90
Equity Region Australasia %	2.08
Equity Region Not Classified %	0.00

Market Maturity

Equity Region Developed %	92.57
Equity Region Emerging %	7.43
Equity Region Not Classified %	0.00

Holdings-Based Style Map



IFA Socially Responsible Index Portfolio 75 - Holding Intersection

Portfolio Date: 3/31/2018 Top 40 holdings: 16.44% Other: 83.56%

	Portfolio Weighting %	Ticker	Position Market Value (mil)	Sector	Holding Portfolio Date
Apple Inc	1.04	AAPL	0.00	Technology	3/31/2018
JPMorgan Chase & Co	0.72	JPM	0.00	Financial Services	3/31/2018
Microsoft Corp	0.68	MSFT	0.00	Technology	3/31/2018
S+p500 Emini Fut Mar18 Xl	0.62	—	0.00	—	3/31/2018
Amazon.com Inc	0.60	AMZN	0.00	Consumer Cyclical	3/31/2018
AT&T Inc	0.57	T	0.00	Communication Services	3/31/2018
Intel Corp	0.50	INTC	0.00	Technology	3/31/2018
Wells Fargo & Co	0.48	WFC	0.00	Financial Services	3/31/2018
United States Treasury Bor	0.47	—	0.00	—	3/31/2018
Bank of America Corporati	0.47	BAC	0.00	Financial Services	3/31/2018
Comcast Corp	0.46	CMCSA	0.00	Communication Services	3/31/2018
United States Treasury Not	0.46	—	0.00	—	3/31/2018
Exxon Mobil Corp	0.45	XOM	0.00	Energy	3/31/2018
United States Treasury Not	0.43	—	0.00	—	3/31/2018
United States Treasury Not	0.40	—	0.00	—	3/31/2018
Federal Home Loan Banks	0.40	—	0.00	—	3/31/2018
United States Treasury Not	0.40	—	0.00	—	3/31/2018
United States Treasury Not	0.39	—	0.00	—	3/31/2018
Federal National Mortgage	0.38	—	0.00	—	3/31/2018
Chevron Corp	0.38	CVX	0.00	Energy	3/31/2018
Federal Home Loan Banks	0.37	—	0.00	—	3/31/2018
United States Treasury Not	0.37	—	0.00	—	3/31/2018
Walmart Inc	0.35	WMT	0.00	Consumer Defensive	3/31/2018
Cisco Systems Inc	0.34	CSCO	0.00	Technology	3/31/2018
United States Treasury Not	0.34	—	0.00	—	3/31/2018
Federal National Mortgage	0.34	—	0.00	—	3/31/2018
United States Treasury Bor	0.34	—	0.00	—	3/31/2018
Federal National Mortgage	0.32	—	0.00	—	3/31/2018
United States Treasury Bor	0.32	—	0.00	—	3/31/2018
United States Treasury Not	0.30	—	0.00	—	3/31/2018
Tennessee Valley Authority	0.29	—	0.00	—	3/31/2018
Federal National Mortgage	0.29	—	0.00	—	3/31/2018
United States Treasury Not	0.29	—	0.00	—	3/31/2018
United States Treasury Not	0.29	—	0.00	—	3/31/2018
Federal National Mortgage	0.28	—	0.00	—	3/31/2018
Oracle Corporation 2.95%	0.27	—	0.00	—	3/31/2018
United States Treasury Bor	0.27	—	0.00	—	3/31/2018
American Tower Corp	0.27	AMT	0.00	Communication Services	3/31/2018
United States Treasury Not	0.27	—	0.00	—	3/31/2018
Facebook Inc	0.26	FB	0.00	Technology	3/31/2018