

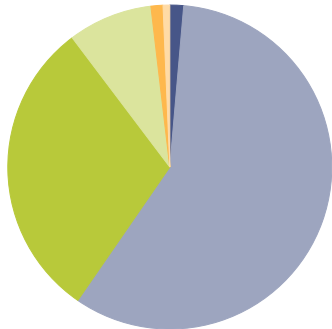
IFA Socially Responsible Index Portfolio 90

Portfolio Date: 3/31/2018

Holding Composition

IFA Socially Responsible Index Portfolio 90 - Asset Allocation (U

Portfolio Date: 3/31/2018



	%
Cash	1.4
US Equity	58.2
Non-US Equity	30.1
US Bond	8.4
Non-US Bond	1.2
Other	0.7
Total	100.0

Equity Style

Portfolio Date: 3/31/2018

	Value	Blend	Growth
Large	19.0	18.4	12.8
Mid	11.7	12.2	8.3
Small	7.0	6.3	4.4

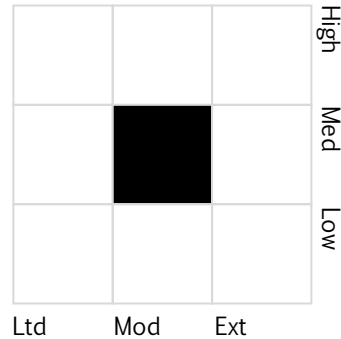
Market Cap

Market Cap	%
Market Cap Giant	24.6
Market Cap Large	25.4
Market Cap Mid	32.3
Market Cap Small	14.9
Market Cap Micro	2.8

Fixed-Income Style

Portfolio Date: 3/31/2018

Morningstar Fixed Income Style Box™

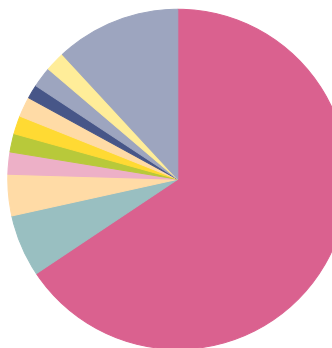


Fixed-Income Stats

Fixed-Income Stats	%
Average Eff Duration	6.0
Average Eff Maturity	6.9
Average Coupon	3.3
Average Price	-
Average Credit Quality	A

Equity Country Exposure

Portfolio Date: 3/31/2018



	%
United States	65.6
Japan	5.9
United Kingdom	3.9
China	2.1
Taiwan	1.7
South Korea	1.7
Canada	1.9
Germany	1.3
Australia	2.0
France	1.9
Other	11.9
Total	100.0

IFA Socially Responsible Index Portfolio 90 - Equity Sectors

Portfolio Date: 3/31/2018

Equity Econ Sector Basic Materials %	7.18
Equity Econ Sector Consumer Cyclical %	13.52
Equity Econ Sector Financial Services %	18.85
Equity Econ Sector Real Estate %	10.56
Equity Econ Sector Consumer Defensive %	5.33
Equity Econ Sector Healthcare %	4.79
Equity Econ Sector Utilities %	2.11
Equity Econ Sector Communication Services %	4.04
Equity Econ Sector Energy %	5.83
Equity Econ Sector Industrials %	12.57
Equity Econ Sector Technology %	15.22

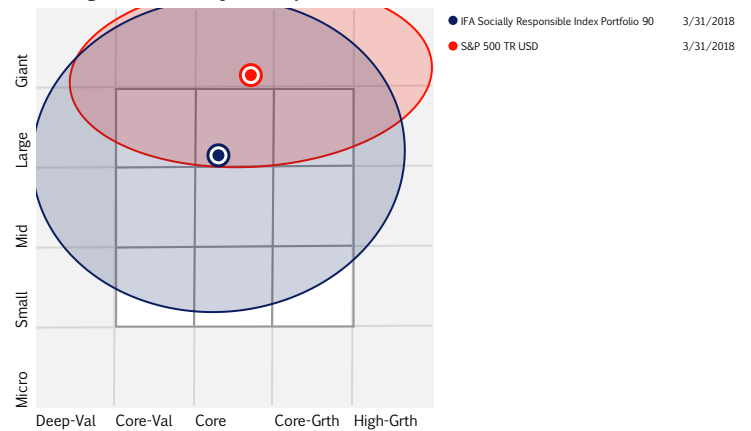
World Regions

Equity Region North America %	67.58
Equity Region Latin America %	1.54
Equity Region Europe dev %	8.05
Equity Region United Kingdom %	3.94
Equity Region Africa/Middle East %	1.12
Equity Region Europe emrg %	0.55
Equity Region Asia dev %	4.83
Equity Region Asia emrg %	4.42
Equity Region Japan %	5.90
Equity Region Australasia %	2.08
Equity Region Not Classified %	0.00

Market Maturity

Equity Region Developed %	92.57
Equity Region Emerging %	7.43
Equity Region Not Classified %	0.00

Holdings-Based Style Map



IFA Socially Responsible Index Portfolio 90 - Holding Intersection

Portfolio Date: 3/31/2018 Top 40 holdings: 15.39% Other: 84.61%

	Portfolio Weighting %	Ticker	Position Market Value (mil)	Sector	Holding Portfolio Date
Apple Inc	1.25	AAPL	0.00	Technology	3/31/2018
JPMorgan Chase & Co	0.86	JPM	0.00	Financial Services	3/31/2018
Microsoft Corp	0.81	MSFT	0.00	Technology	3/31/2018
S+p500 Emini Fut Mar18 Xl	0.75	—	0.00	—	3/31/2018
Amazon.com Inc	0.72	AMZN	0.00	Consumer Cyclical	3/31/2018
AT&T Inc	0.68	T	0.00	Communication Services	3/31/2018
Intel Corp	0.59	INTC	0.00	Technology	3/31/2018
Wells Fargo & Co	0.57	WFC	0.00	Financial Services	3/31/2018
Bank of America Corporati	0.56	BAC	0.00	Financial Services	3/31/2018
Comcast Corp	0.55	CMCSA	0.00	Communication Services	3/31/2018
Exxon Mobil Corp	0.54	XOM	0.00	Energy	3/31/2018
Chevron Corp	0.45	CVX	0.00	Energy	3/31/2018
Walmart Inc	0.42	WMT	0.00	Consumer Defensive	3/31/2018
Cisco Systems Inc	0.41	CSCO	0.00	Technology	3/31/2018
American Tower Corp	0.32	AMT	0.00	Communication Services	3/31/2018
Facebook Inc	0.31	FB	0.00	Technology	3/31/2018
Simon Property Group Inc	0.30	SPG	0.00	Real Estate	3/31/2018
Citigroup Inc	0.29	C	0.00	Financial Services	3/31/2018
Verizon Communications Ir	0.27	VZ	0.00	Communication Services	3/31/2018
Walt Disney Co	0.27	DIS	0.00	Consumer Cyclical	3/31/2018
Alphabet Inc	0.27	GOOG	0.00	Technology	3/31/2018
United Technologies Corp	0.26	UTX	0.00	Industrials	3/31/2018
Samsung Electronics Co Lt	0.25	005930	0.00	Technology	3/31/2018
Alphabet Inc	0.25	GOOGL	0.00	Technology	3/31/2018
Oracle Corp	0.25	ORCL	0.00	Technology	3/31/2018
The Home Depot Inc	0.24	HD	0.00	Consumer Cyclical	3/31/2018
Crown Castle International	0.24	CCI	0.00	Real Estate	3/31/2018
Berkshire Hathaway Inc	0.23	BRK.B	0.00	Financial Services	3/31/2018
Visa Inc	0.23	V	0.00	Financial Services	3/31/2018
Tencent Holdings Ltd	0.22	00700	0.00	Technology	3/31/2018
Charter Communications Ir	0.22	CHTR	0.00	Communication Services	3/31/2018
Amgen Inc	0.21	AMGN	0.00	Healthcare	3/31/2018
NVIDIA Corp	0.21	NVDA	0.00	Technology	3/31/2018
Prologis Inc	0.21	PLD	0.00	Real Estate	3/31/2018
Gilead Sciences Inc	0.20	GILD	0.00	Healthcare	3/31/2018
Coca-Cola Co	0.20	KO	0.00	Consumer Defensive	3/31/2018
Equinix Inc	0.20	EQIX	0.00	Real Estate	3/31/2018
Micron Technology Inc	0.19	MU	0.00	Technology	3/31/2018
Public Storage	0.19	PSA	0.00	Real Estate	3/31/2018
United States Treasury Bor	0.19	—	0.00	—	3/31/2018