

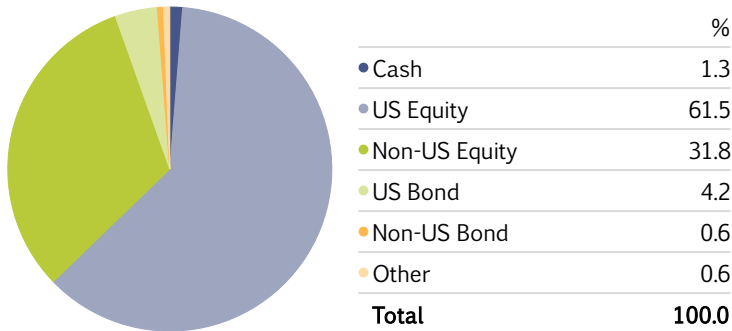
IFA Socially Responsible Index Portfolio 95

Portfolio Date: 3/31/2018

Holding Composition

IFA Socially Responsible Index Portfolio 95 - Asset Allocation (U

Portfolio Date: 3/31/2018



Equity Style

Portfolio Date: 3/31/2018



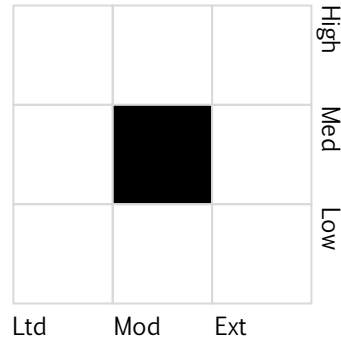
Market Cap

Market Cap	%
Market Cap Giant	24.6
Market Cap Large	25.4
Market Cap Mid	32.3
Market Cap Small	14.9
Market Cap Micro	2.8

Fixed-Income Style

Portfolio Date: 3/31/2018

Morningstar Fixed Income Style Box™



Fixed-Income Stats

Stat	Value
Average Eff Duration	6.0
Average Eff Maturity	6.9
Average Coupon	3.3
Average Price	-
Average Credit Quality	A

IFA Socially Responsible Index Portfolio 95 - Equity Sectors

Portfolio Date: 3/31/2018

Equity Econ Sector Basic Materials %	7.18
Equity Econ Sector Consumer Cyclical %	13.52
Equity Econ Sector Financial Services %	18.85
Equity Econ Sector Real Estate %	10.56
Equity Econ Sector Consumer Defensive %	5.33
Equity Econ Sector Healthcare %	4.79
Equity Econ Sector Utilities %	2.11
Equity Econ Sector Communication Services %	4.04
Equity Econ Sector Energy %	5.83
Equity Econ Sector Industrials %	12.57
Equity Econ Sector Technology %	15.22

World Regions

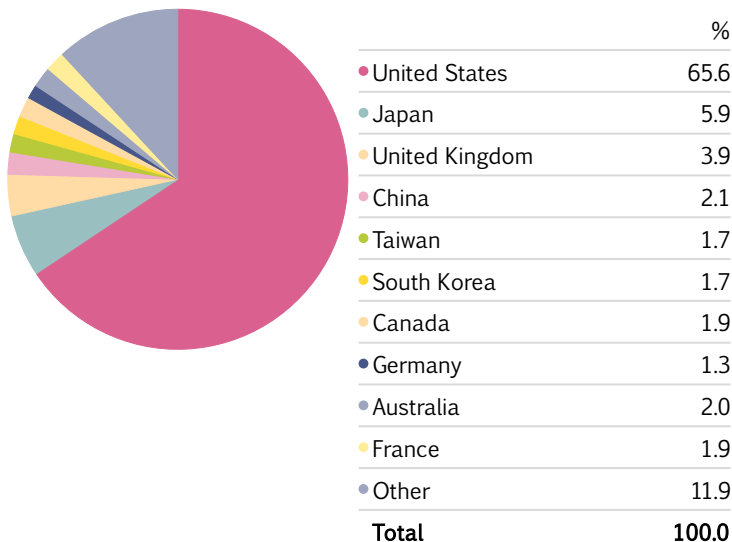
Equity Region North America %	67.58
Equity Region Latin America %	1.54
Equity Region Europe dev %	8.05
Equity Region United Kingdom %	3.94
Equity Region Africa/Middle East %	1.12
Equity Region Europe emrg %	0.55
Equity Region Asia dev %	4.83
Equity Region Asia emrg %	4.42
Equity Region Japan %	5.90
Equity Region Australasia %	2.08
Equity Region Not Classified %	0.00

Market Maturity

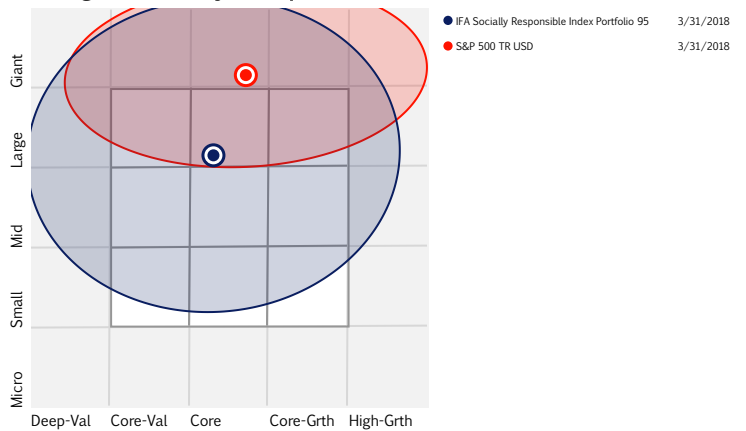
Equity Region Developed %	92.57
Equity Region Emerging %	7.43
Equity Region Not Classified %	0.00

Equity Country Exposure

Portfolio Date: 3/31/2018



Holdings-Based Style Map



IFA Socially Responsible Index Portfolio 95 - Holding Intersection

Portfolio Date: 3/31/2018 Top 40 holdings: 16.24% Other: 83.76%

	Portfolio Weighting %	Ticker	Position Market Value (mil)	Sector	Holding Portfolio Date
Apple Inc	1.32	AAPL	0.00	Technology	3/31/2018
JPMorgan Chase & Co	0.91	JPM	0.00	Financial Services	3/31/2018
Microsoft Corp	0.86	MSFT	0.00	Technology	3/31/2018
S+p500 Emini Fut Mar18 Xl	0.79	—	0.00	—	3/31/2018
Amazon.com Inc	0.76	AMZN	0.00	Consumer Cyclical	3/31/2018
AT&T Inc	0.72	T	0.00	Communication Services	3/31/2018
Intel Corp	0.63	INTC	0.00	Technology	3/31/2018
Wells Fargo & Co	0.60	WFC	0.00	Financial Services	3/31/2018
Bank of America Corporati	0.59	BAC	0.00	Financial Services	3/31/2018
Comcast Corp	0.58	CMCSA	0.00	Communication Services	3/31/2018
Exxon Mobil Corp	0.56	XOM	0.00	Energy	3/31/2018
Chevron Corp	0.48	CVX	0.00	Energy	3/31/2018
Walmart Inc	0.45	WMT	0.00	Consumer Defensive	3/31/2018
Cisco Systems Inc	0.43	CSCO	0.00	Technology	3/31/2018
American Tower Corp	0.34	AMT	0.00	Communication Services	3/31/2018
Facebook Inc	0.33	FB	0.00	Technology	3/31/2018
Simon Property Group Inc	0.32	SPG	0.00	Real Estate	3/31/2018
Citigroup Inc	0.31	C	0.00	Financial Services	3/31/2018
Verizon Communications Ir	0.29	VZ	0.00	Communication Services	3/31/2018
Walt Disney Co	0.29	DIS	0.00	Consumer Cyclical	3/31/2018
Alphabet Inc	0.28	GOOG	0.00	Technology	3/31/2018
United Technologies Corp	0.27	UTX	0.00	Industrials	3/31/2018
Samsung Electronics Co Lt	0.27	005930	0.00	Technology	3/31/2018
Alphabet Inc	0.27	GOOGL	0.00	Technology	3/31/2018
Oracle Corp	0.26	ORCL	0.00	Technology	3/31/2018
The Home Depot Inc	0.25	HD	0.00	Consumer Cyclical	3/31/2018
Crown Castle International	0.25	CCI	0.00	Real Estate	3/31/2018
Berkshire Hathaway Inc	0.24	BRK.B	0.00	Financial Services	3/31/2018
Visa Inc	0.24	V	0.00	Financial Services	3/31/2018
Tencent Holdings Ltd	0.24	00700	0.00	Technology	3/31/2018
Charter Communications Ir	0.23	CHTR	0.00	Communication Services	3/31/2018
Amgen Inc	0.22	AMGN	0.00	Healthcare	3/31/2018
NVIDIA Corp	0.22	NVDA	0.00	Technology	3/31/2018
Prologis Inc	0.22	PLD	0.00	Real Estate	3/31/2018
Gilead Sciences Inc	0.21	GILD	0.00	Healthcare	3/31/2018
Coca-Cola Co	0.21	KO	0.00	Consumer Defensive	3/31/2018
Equinix Inc	0.21	EQIX	0.00	Real Estate	3/31/2018
Micron Technology Inc	0.20	MU	0.00	Technology	3/31/2018
Public Storage	0.20	PSA	0.00	Real Estate	3/31/2018
FedEx Corp	0.20	FDX	0.00	Industrials	3/31/2018